

SHP-T GroLux

SHP-TS GROLUX 600W EL E40 400V

0020826



Product features

-



PRODUCT OVERVIEW

Lamp finish	clear
Lamp shape	High Pressure Sodium
Colour temperature (K)	1950
CRI (Ra)	20
Dimmable	Yes

SHP-T GroLux

SHP-TS GROLUX 600W EL E40 400V

0020826

EAN code	5410288208268
Energy class	A++
Cap/Base	E40
Type	SHP-TS
Watt (Nominal) (W)	605
Light colour	Meat
Ordering number	0020826
Efficacy (Rated) (lm/w)	146
Average life (h) - L70/B50	26000
Luminous flux (Rated) (lm)	88000
Technology	HID

DATA TABLE

Optical data

Ambient temperature for maximum luminous flux (°C)	25
Colour temperature (K)	1950
CRI (Ra)	20
Light colour	Meat
Luminous flux (Nominal) (lm)	88000
Luminous flux (Rated) (lm)	88000

General data

Average life (h) at Ta 25° C	26000
Control gear required	yes
Lamp finish	clear
Lamp shape	High Pressure Sodium
Dimmable	Yes
EAN code	5410288208268
Energy class	A++
General application	Logistics and Industry; Outdoor
IEC Reference	IEC 60081
IEC Reference 2	IEC 61195
IEC Reference 3	IEC 60662
Intended purpose	Special lighting
Cap/Base	E40
Lamp mercury content (mg)	34
Type	SHP-TS
Life T90	16000
Ordering number	0020826
Product name	SHP-TS GROLUX 600W EL E40 400V
Average life (h) - L70/B50	26000

SHP-T GroLux

SHP-TS GROLUX 600W EL E40 400V

0020826

Special purpose lamp	No
Technology	HID
Transformer required	no
Photosynthetically active radiation (PAR)	1170
Photosynthetic Photon Flux (PPF) (phyto-lm)	210000

Electrical data

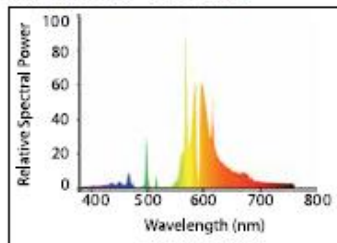
Current (A)	2.9
Ignition voltage (V)	0
kWh per 1000 hours burning time	666
Watt (Nominal) (W)	605
Efficacy (Rated) (lm/w)	146
Watt (Rated) (W)	605

Physical data

Length base to pin Min-Max - B	1453.7-1456.1
--------------------------------	---------------

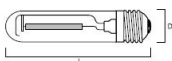
PHOTOMETRY

Sodium SHP-TS GroLux



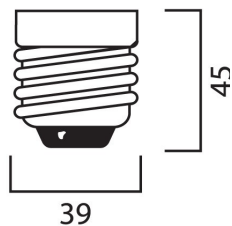
TECHNICAL DRAWINGS

SHP-TS GROLUX



SHP-TS GroLux	250W	400W	600W
L	260	292	292
D	48	48	48

E40



SHP-T GroLux

SHP-TS GROLUX 600W EL E40 400V

0020826

