



E-Light 1000W - Low Profile

Professional Horticulture Luminaire

Specifications

Rated Power:	1060W@240V
Rated mains voltage:	120-220-240V
Voltage range:	108-264V
Current typical:	8.75@120V@1060W 4.4@240V@1060W
Inrush current:	<40A
Power factor:	>0.95
Dimming type:	600W, 660W, 750W, 1000W, 1150W @240V
Relamp with:	1000W - DE lamp

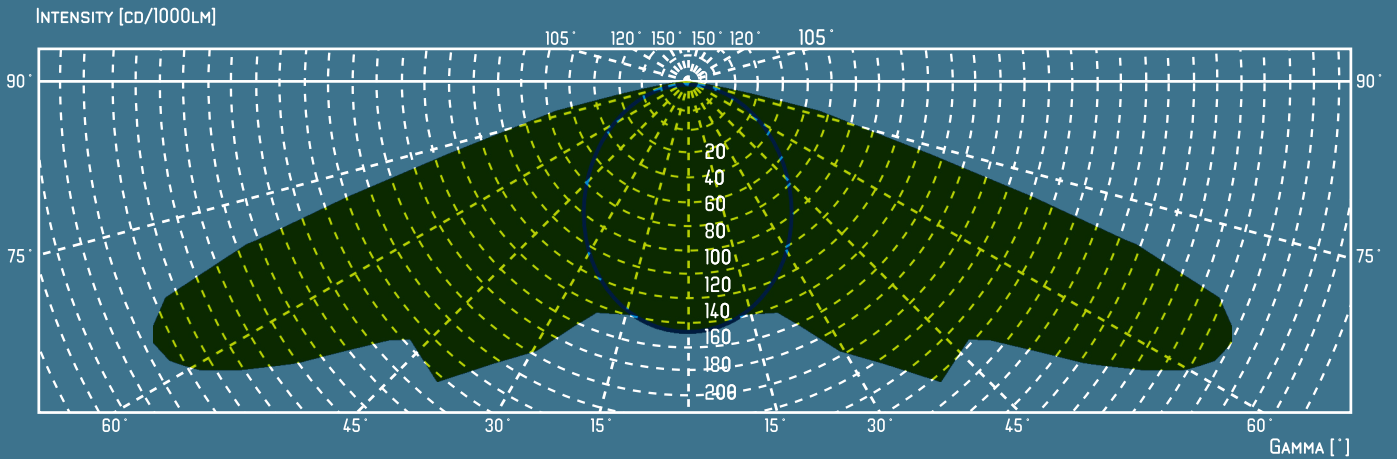
Weight:	11.9 lbs
Dimensions (lxwxh)	18.5 x 9.5 x 13.4inch

Features


- Highest PAR output per Watt
- Adjustable ballast 600W - 1150W
- Unique reflector design - no hotspots
- Low ceiling suitable
- Goretex ventilation plug
- Easy replacable parts
- high efficiency of driver >95%
- includes ballast, open reflector, lamp, power cable /connector

more on www.luxlight.de


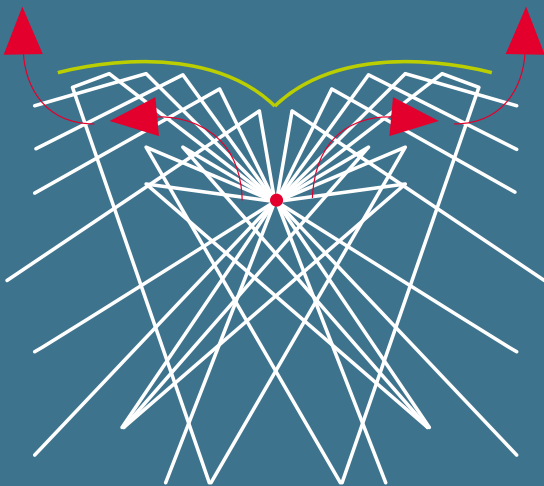
Radiation Pattern



Multi directional light spread / overlap



Open end reflector-airflow



VEGA Green

5 layer reflective coating

< protective glass

< ultra reflective oxide

< purest aluminum

< bonding layer

< base metal