

# PRODUCT DATASHEET

## L 15 W/77

FLUORA T8 | Tubular fluorescent lamps 26 mm, with G13 bases, for plant growing



---

### AREAS OF APPLICATION

- Wherever there is not enough natural daylight for plants
- Public buildings
- Offices
- Shops
- Supermarkets and department stores
- Restaurants

---

### PRODUCT BENEFITS

- Promotes photobiological processes in plants
- Promotes plant growth



**TECHNICAL DATA**

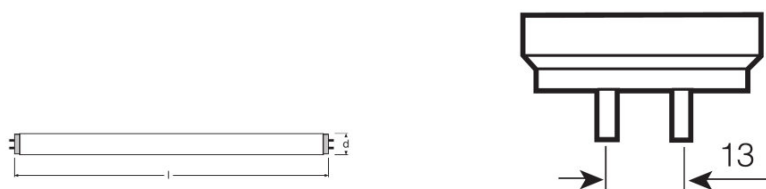
Electrical data

Nominal wattage	15.00 W
Rated lamp efficacy (HF data 25 °C)	Under clarification by authority and standardization body
Rated wattage	15.00 W

Photometrical data

Rated lamp efficacy (standard condition)	27 lm/W
Rated luminous flux	400 lm
Luminous flux at 25 °C	400 lm
Light color	77
Nominal luminous flux	400 lm
Light color (designation)	FLUORA
Rated LLMF at 2,000 h	0.88
Rated LLMF at 4,000 h	0.83
Rated LLMF at 6,000 h	0.80
Rated LLMF at 8,000 h	0.77
Rated LLMF at 12,000 h	0.74
Rated LLMF at 16,000 h	0.72
Luminous flux	400 lm

Dimensions & weight



G13  
IEC 7004-51  
DIN 49653 T1

Tube diameter	26 mm
Length	438.0 mm
Length with base excl. base pins/connection	438.00 mm
Diameter	26.0 mm
Maximum diameter	26.0 mm

Temperatures & operating conditions

<b>Rated ambient temp.w.max.luminous flux</b>	25.0 °C
---	---------

### Lifespan

<b>Service life</b>	10000 h
<b>Lifespan</b>	20000 h <sup>1)</sup>
<b>Rated lamp survival factor at 2,000 h</b>	0.99
<b>Rated lamp survival factor at 4,000 h</b>	0.99
<b>Rated lamp survival factor at 6,000 h</b>	0.99
<b>Rated lamp survival factor at 8,000 h</b>	0.99
<b>Rated lamp survival factor at 12,000 h</b>	0.99
<b>Rated lamp survival factor at 16,000 h</b>	0.90
<b>Rated lamp survival factor at 20,000 h</b>	0.50
<b>Operation mode LLMF/LSF</b>	HF
<b>Rated lamp life time</b>	20000 h
<b>Nominal lamp life time</b>	20000 h

<sup>1)</sup> With preheat ECG

### Additional product data

<b>Base (standard designation)</b>	G13
<b>Mercury content</b>	4.5 mg
<b>Show WEEE picto</b>	Yes

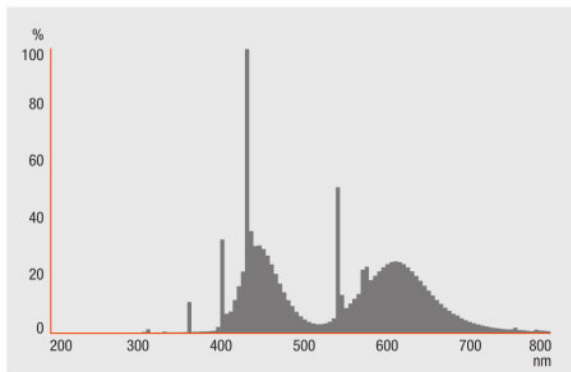
### Capabilities

<b>Suitable for indoor</b>	Yes
----------------------------	-----

### Certificates & standards

<b>Energy efficiency class</b>	B
<b>Energy efficiency class</b>	B
<b>Energy consumption</b>	20 kWh/1000h

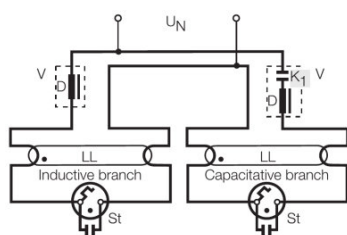
Light Distribution



Spectral power distribution

**SAFETY ADVICE**

- In case of lamp breakage: [www.ledvance.com/brokenlamp](http://www.ledvance.com/brokenlamp)



Circuit diagram

**LOGISTICAL DATA**

Product code	Product description	Packaging unit (Pieces/Unit)	Dimensions (length x width x height)	Volume	Gross weight
4050300003214	L 15 W/77	Shipping carton box 10	536 mm x 69 mm x 151 mm	5.58 dm <sup>3</sup>	871.67 g

The mentioned product code describes the smallest quantity unit which can be ordered. One shipping unit can contain one or more single products. When placing an order, for the quantity please enter single or multiples of a shipping unit.

---

**DISCLAIMER**

Subject to change without notice. Errors and omission excepted. Always make sure to use the most recent release.